

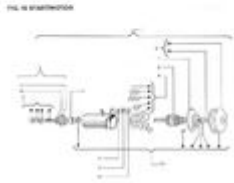
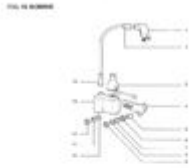
Explosionszeichnungen für Vespa PK 50 Automatik

Inhaltsverzeichnis

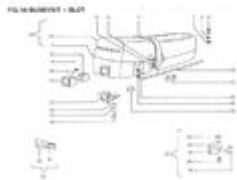
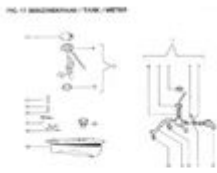
- [1 Motor](#)
- [2 Anlasser und Zündung](#)
- [3 Benzintank und Sitzbank](#)
- [4 Bremsstrommel und Bremse vorne](#)
- [5 Handschuhfach und Rahmen](#)
- [6 Kabelbaum](#)
- [7 Lager](#)
- [8 Lampen und Blinker](#)
- [9 Lenker und Griffe](#)
- [10 Rahmen](#)
- [11 Zylinder](#)
- [12 Züge](#)
- [13 Vordergabel und Federbein](#)
- [14 Anbauteile](#)

Einige Explosionszeichnungen für die Vespa PK 50 Automatik

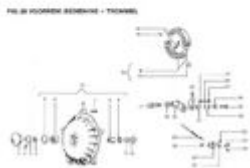
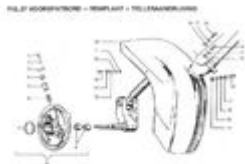
1 Motor



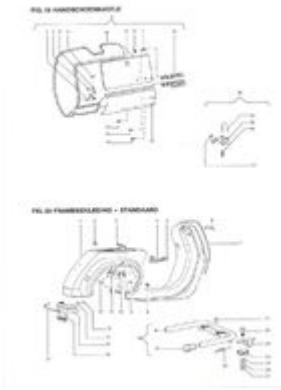
3 Benzintank und Sitzbank



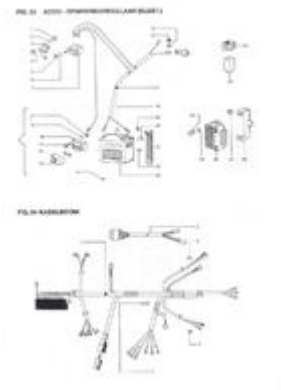
4 Bremstrommel und Bremse vorne



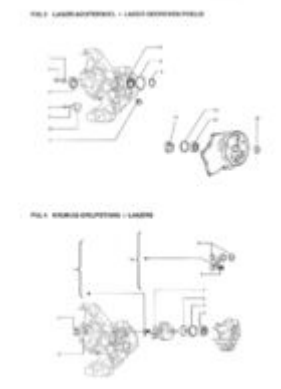
5 Handschuhfach und Rahmen



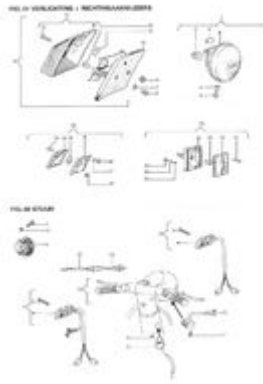
6 Kabelbaum



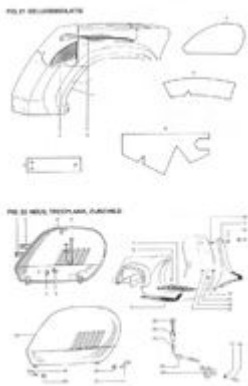
7 Lager



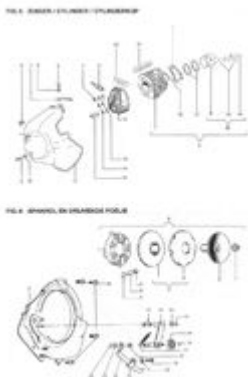
8 Lampen und Blinker





9 Lenker und Griffe
10 Rahmen



11 Zylinder



12 Züge



13 Vordergabel und Federbein

